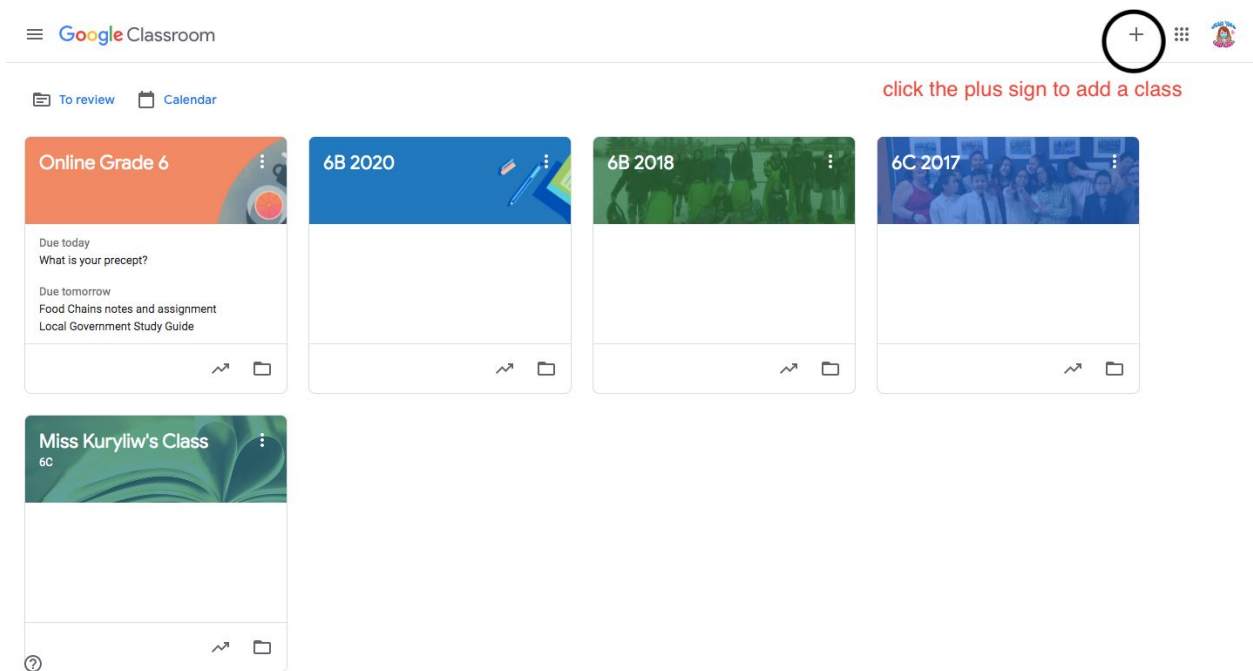
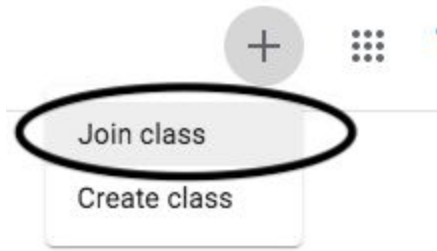


Step 1: Log into your School Google Account. This will be your username@students.sperd.ca and your password was given to you by your teacher.

Step 2: Go to www.classroom.google.com and click on the + sign in the right corner



Step 3: choose to join a class




Step 4: input class code and click join

** Class code is found on our school website on “Online Learning/Student Homework” and the codes are listed chronologically beside each grade
<https://www.ashmontschool.ca/student-homework-online-learning>

X Join class ** Important, make sure you are logged into your school Google Account or you won't be able to join. Join

You're currently signed in as

 Sarjenka Kuryliw
kuryсарj@spерd.ca Switch account

Class code
Ask your teacher for the class code, then enter it here.

Then click join.

First enter the class code found in your email or off the school website.

To sign in with a class code

- Use an authorized account
- Use a class code with 5-7 letters or numbers, and no spaces or symbols

If you have trouble joining the class, go to the [Help Center article](#)

Step 5: Join the live lessons at the scheduled times by clicking on the google meet at the top of your classroom homepage.

The screenshot shows the Google Classroom interface for a class named "Online Grade 6". At the top, there are navigation tabs: "Stream" (highlighted), "Classwork", "People", and "Grades". On the right side of the header, there are icons for settings, a grid, and a profile picture.

The main header area features a large orange banner with the text "Online Grade 6". Below this, the "Class code" is "mwuxvur" and the "Meet link" is "https://meet.google.com/lookup/byxz3vcowq". The "Meet link" is circled in red. To the right of the banner is a decorative illustration of a coffee cup, a slice of orange, and a pencil. Below the banner, there are two buttons: "Select theme" and "Upload photo".

Below the banner, there is a "Share something with your class..." input field with a share icon. Below that, there is a post from "Sarjenka Kuryliw" dated "8:36 AM (Edited 12:40 PM)". The post content is:

November 2 Lesson:
Language Arts: Grammar Notes (complete slide 6 for homework)
<https://classroom.google.com/u/0/c/MTE1MTczODQ1MjA2/a/MjE2ODAwODk1OTUw/details>
Homework - finish My Present assignment and turn it in

On the left side, there is an "Upcoming" section with a list of assignments:

- Due today: What is your precept?
- Due tomorrow: Food Chains notes and as..., Local Government Study G...

A "View all" button is located at the bottom right of the "Upcoming" section.